





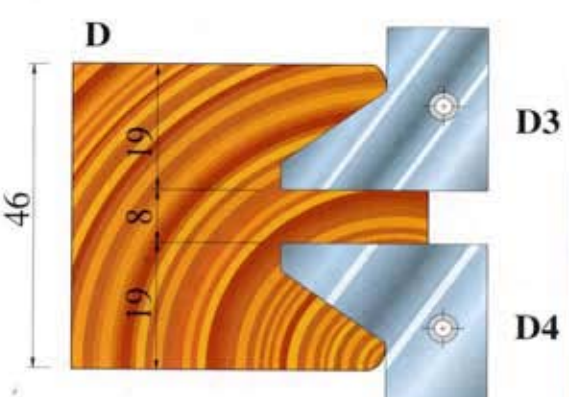
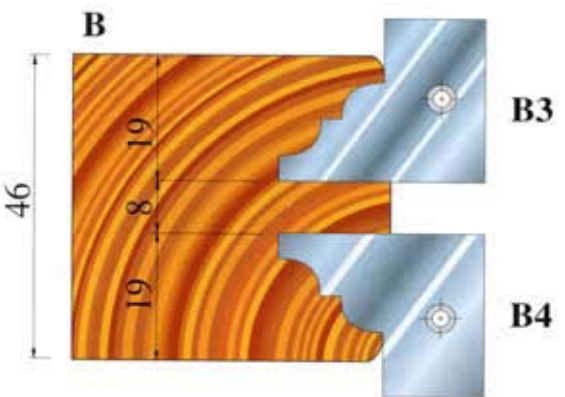
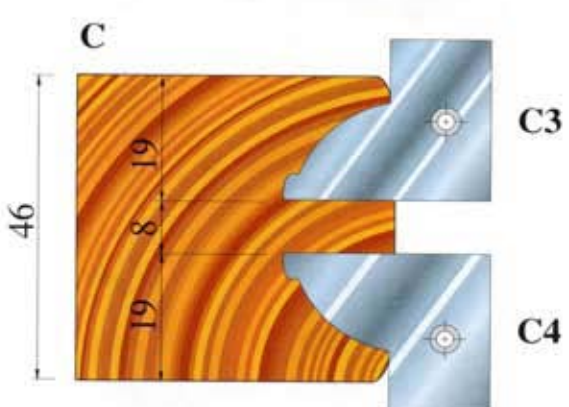
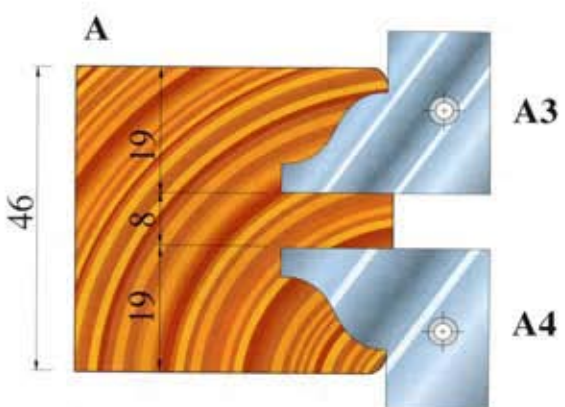
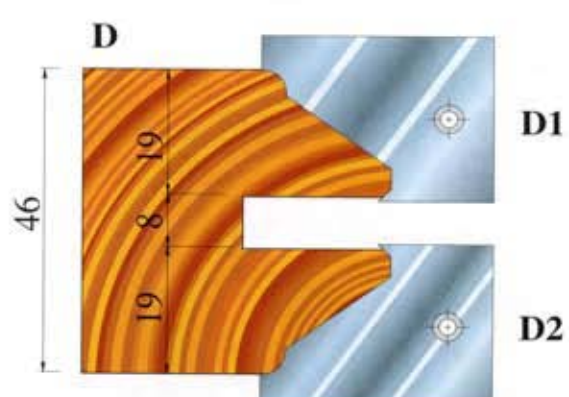
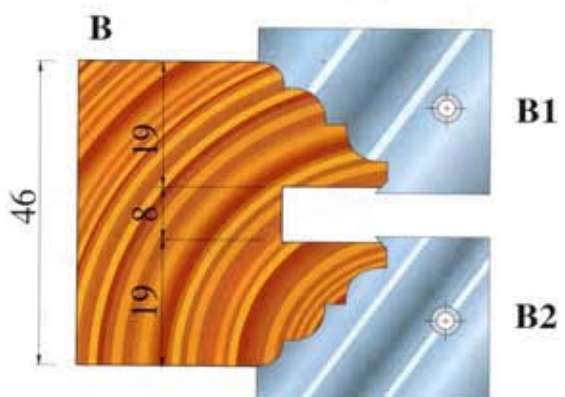
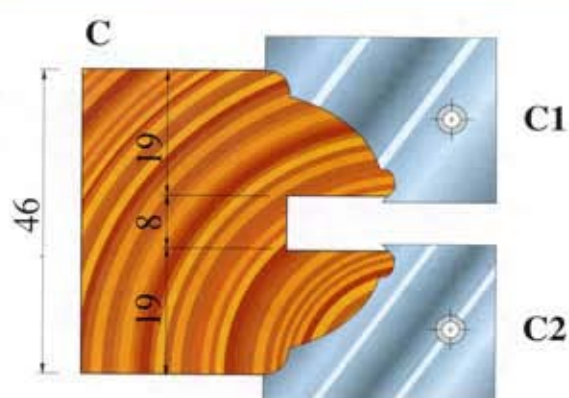
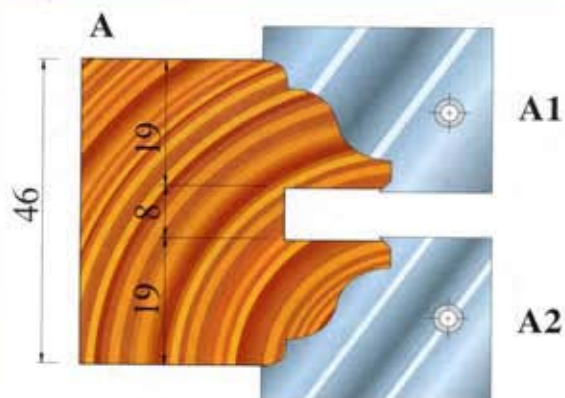
CODICE ARTICOLO	D mm	Z n
TPP41.001	135	2

CODICE ARTICOLO	Profilo
CL.P41/A1	A1 / F7
CL.P41/A2	A2 / F3
CL.P41/B1	B1 / F7
CL.P41/B2	B2 / F3
CL.P41/C1	C1 / F7
CL.P41/C2	C2 / F3
CL.P41/D1	D1 / F7
CL.P41/D2	D2 / F3

CODICE ARTICOLO	D mm	Z n
TPP41.002	140	2

CODICE ARTICOLO	Profilo
CL.P41/A3	A3 / F9
CL.P41/A4	A4 / F6
CL.P41/B3	B3 / F9
CL.P41/B4	B4 / F6
CL.P41/C3	C3 / F9
CL.P41/C4	C4 / F6
CL.P41/D3	D3 / F9
CL.P41/D4	D4 / F6








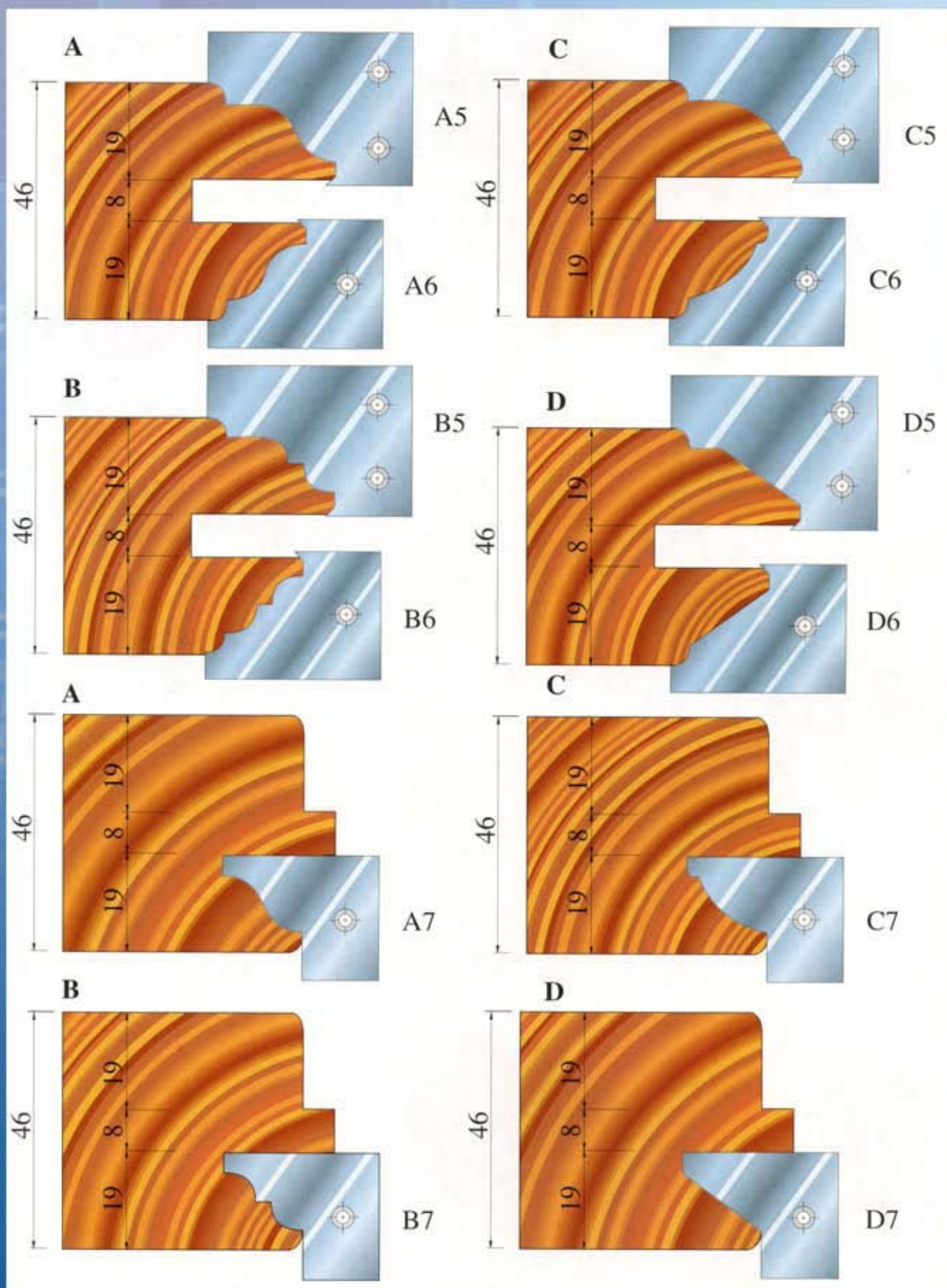
CODICE ARTICOLO	D mm	Z n
TPP41.003	140	2

CODICE ARTICOLO	Profilo
CL.P41/A5	A5 / F1
CL.P41/A6	A6 / F3
CL.P41/B5	B5 / F1
CL.P41/B6	B6 / F3
CL.P41/C5	C5 / F1
CL.P41/C6	C6 / F3
CL.P41/D5	D5 / F1
CL.P41/D6	D6 / F3

CODICE ARTICOLO	D mm	Z n
TPP41.004	140	2

CODICE ARTICOLO	Profilo
CL.P41/A7	A7 / F6
CL.P41/B7	B7 / F6
CL.P41/C7	C7 / F6
CL.P41/D7	D7 / F6

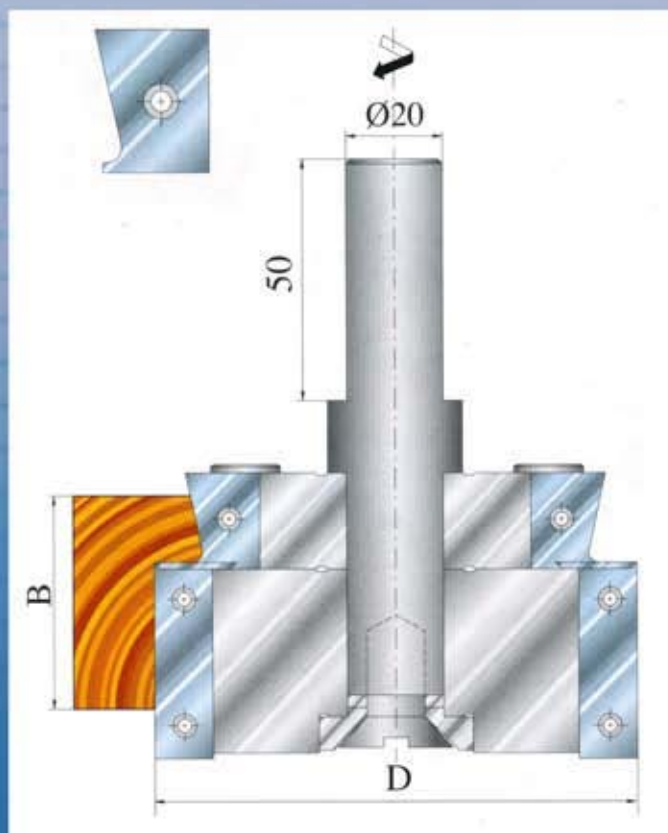
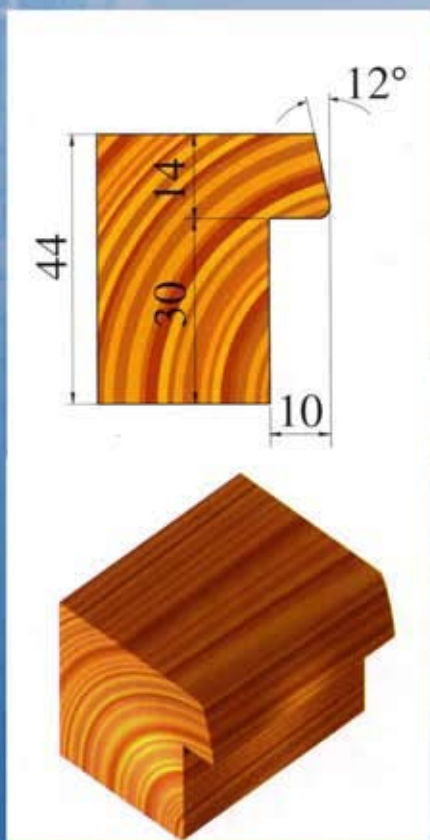






CODICE ARTICOLO	D mm	B mm	attacco	Z n
TPP42.001	100	44	20x50	2+2

CODICE ARTICOLO	Dimensioni
CL.P42	20x20x2





CODICE ARTICOLO	D mm	B mm	Z n
TPP43.001	110	12.3-16.3	4+4

